

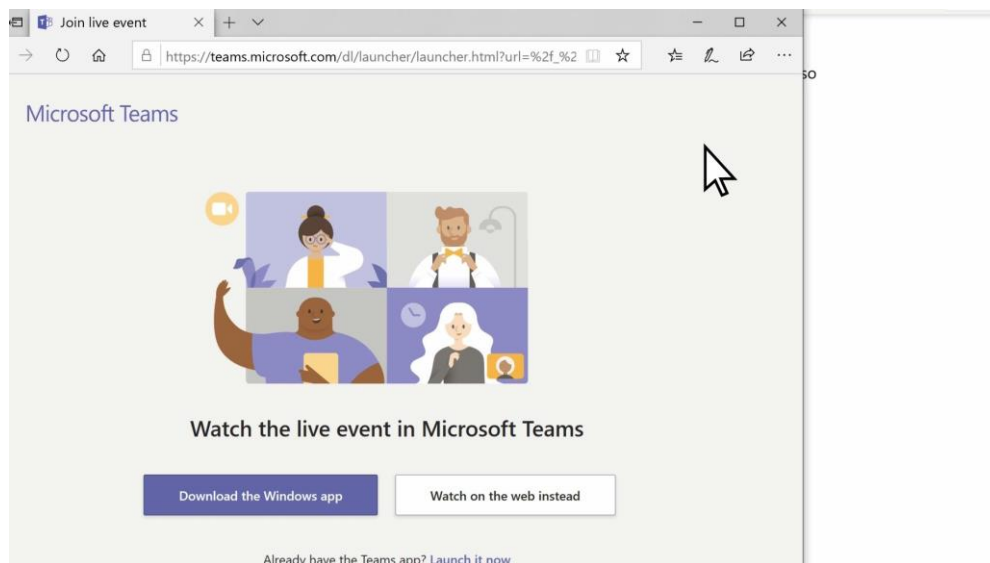
Join a Teams Broadcast as an attendee

Instructions



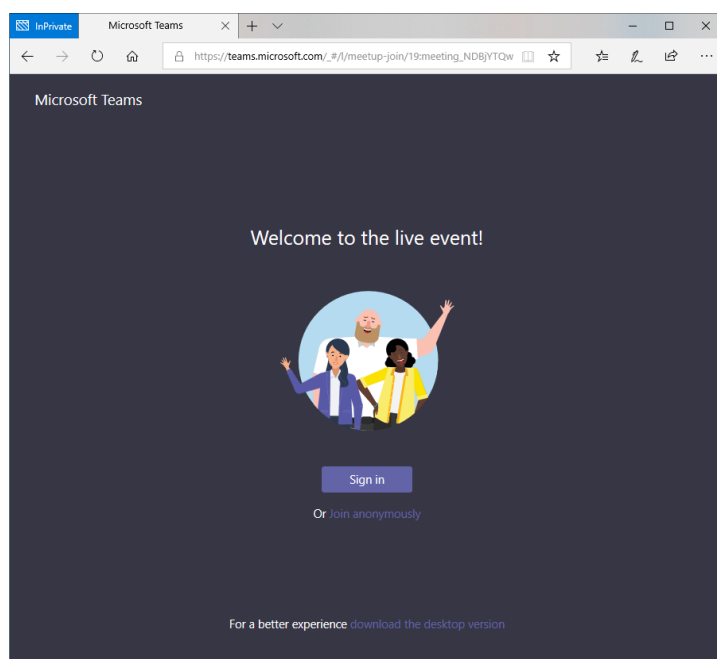
Attend a Teams Live Event from your PC or Ultrabook.

1. Sign into the Teams Meeting Broadcast by selecting the meeting link in the invitation.
2. A web-browser will automatically launch and take you to the below page. If you have the Teams app on your desktop, click 'Launch it now' towards the bottom of the page. Alternatively, you can choose to view the broadcast through a web browser by selecting 'Watch on the web instead'.



3. If you choose to view the broadcast through a web browser, you'll be prompted to sign in with your departmental credentials (email address and password).

*Note: If the broadcast is intended for external participants, they can choose to log in via the 'Join anonymously' option.



4. Once signed in, you can then view the broadcast. It should look like the below.

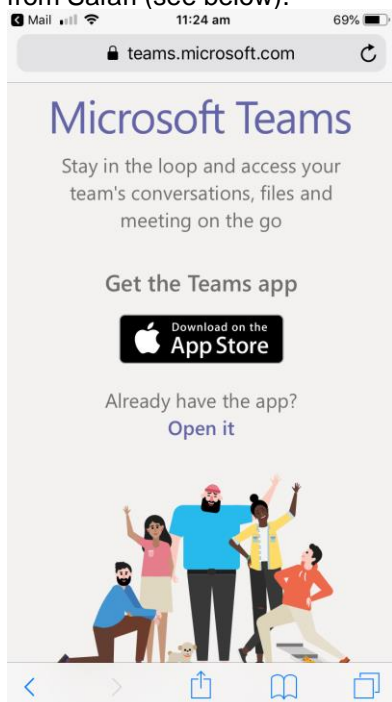


Please note: If the event has not started, the broadcast will display a message stating so.

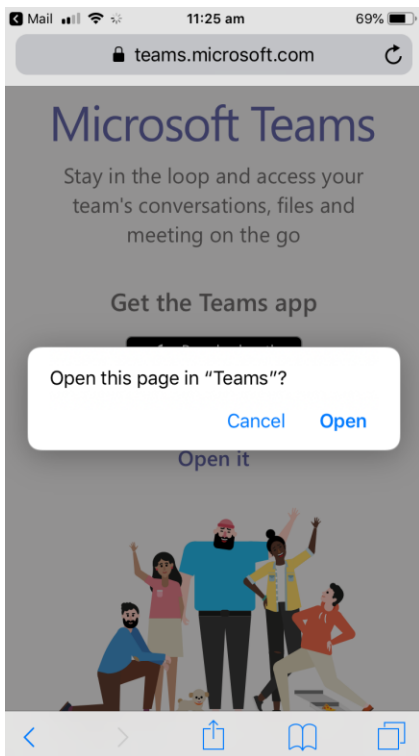
Joining a Teams Live Event from an Apple iPhone or other IOS based device.

If you wish to join the Teams Live Event from your Apple mobile phone or Apple based device, please follow the below instructions.

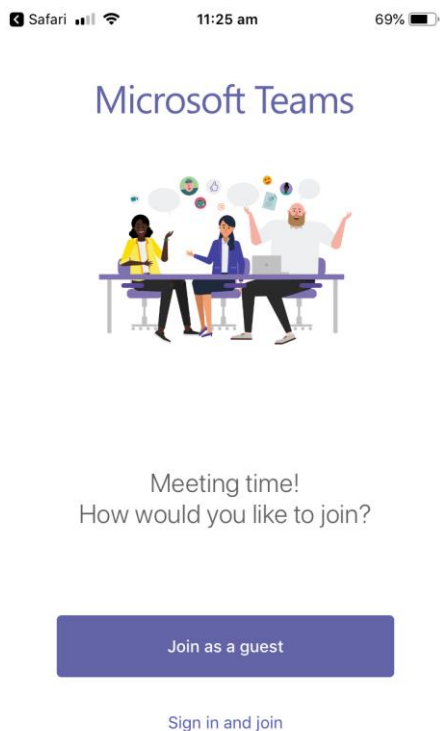
1. On an Apple device, open the Apple Store and download the Teams application. Search for Microsoft Teams in the Apple Store and click 'Get' to install the application. If you already have Microsoft Teams installed on your device, please skip this step.
2. Once the App has been downloaded go to the Teams Live Event Broadcast link – this should be in the event communications distributed to attendees. Once you have clicked on the link, the below page should launch from Safari (see below).



3. From here, you'll be prompted to open the page in Teams. Click Open to continue through to the broadcast.



4. You can now Join the Teams Live Event from your phone – sign in with your departmental credentials (email and password) – Once signed in, you'll be able to attend the event. For external participants, simply click 'Join as a guest'.



More Information

For more information, head on over to the Remote Working page on the Connected Working with Office 365 site or Microsoft's page on [Live Events](#).

Having sound or video issues?

If you're having trouble with sound or video during the broadcast, visit [Microsoft's trouble shooting for audio and video page](#).

To receive this publication in an accessible format phone 0447 366 087, using the National Relay Service 13 36 77 if required, or email BTIM.Director@dhhs.vic.gov.au

Authorised and published by the Victorian Government, 1 Treasury Place, Melbourne.

© State of Victoria, Australia, Department of Health and Human Services March 2020.

Available at <https://dhhs.vic.gov.au/sharepoint.com/sites/Covid19/SitePages/Working-remotely.aspx>